

Learning To Talk

Checklist to Track Progress

Circle the sounds that your child makes consistently either in imitation or spontaneously.

Animal Sounds:

oo-oo-ah-ah (monkey)
roaarr (lion/dinosaur)
pant/woof (dog)
meow (cat)
bubble sound (fish)
moo (cow)
neigh (horse)
trumpeting (elephant)
baak baak (chicken)
tweet tweet (bird)
baa baa (sheep)
hoo hoo (owl)
sssss (snake)
quack quack (duck)
oink (pig)
bzzzz (bee)
tongue wag (giraffe)

Vehicle Sounds:

siren (police car, fire truck)
vroom/brmmmm (car)
beep beep
honk honk
choo choo (train)
airplane sound

Exclamations:

whee!
boom!
uh-oh!
yeah!
oops!
oh no!
oh man!
pee-u!
ta daa!
boo!
yuck!
wow!
whoa!
ow!
no no!
I did it!

Other Sound Effects:

drinking/slurping sound
tick tock (clock sound)
a-choo (sneezing sound)
waah (crying sound)
uhhhhh (grunting sound)
sniffing
shhhh (quiet sound)
mmm/num num (eating sound)
coughing, sighing, giggling



First Words - Expressive Vocabulary Checklist

Circle the words/word approximations your child says consistently, noting the month in which each word was added.


- | | | | |
|-----------|--------------|--------------|-------------|
| all done | color | horse | see |
| all gone | cold | hot | shirt |
| apple | cookie | in | shoes |
| arm | cow | juice | sit |
| baby | cracker | kiss | sky |
| backpack | cup | leg | sleep |
| ball | dada/daddy | little | slide |
| balloon | diaper | mama/mommy | snow |
| banana | dirty | me | socks |
| bath | dog/doggie | milk | spoon |
| bear | down | mine | star |
| bed | drink | moon | stuck |
| big | duck | more | stop |
| bike | ear | mouth | sun |
| bird | eat | night-night | swing |
| blue | eye | no | teeth |
| boat | fall down | nose | thank you |
| book | feet | on | toes |
| boo boo | finger | open | train |
| bubbles | fish | orange | tree |
| bug | flower | out | truck |
| bus | game | phone | under |
| bye-bye | go | pig | up |
| candy | grandma/nana | pink | wagon |
| car | grandpa/papa | plane | want |
| cat/kitty | green | please | water |
| chair | hair | potty | wet |
| cheese | hand | purple | what's that |
| clock | hat | ready set go | yellow |
| c'mon | help | red | yes/yah |
| coat | hi/hello | rock | zip |

Track any other words your child says:

This form may be reproduced for parent/therapist use. Summit Speech Therapy, LLC, 2010.



Here are some visual/tactile hand signal cues for simple consonants:



/d/ Place the index finger on the philtrum under the nose and just above the upper lip and leave it there.




/n/ Place the index finger just along the side of one nostril.




/h/ Hold out your hand in front of your mouth and blow on it with an open-mouth posture.


Here are some visual/tactile hand signal cues for simple consonants:



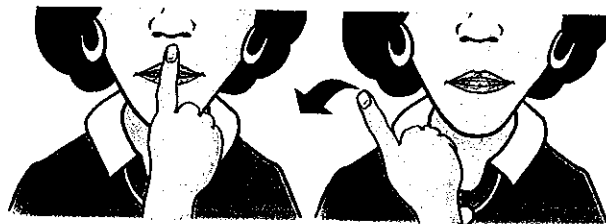
/m/ Slide index finger across lips horizontally or place fingers directly over lips as in "blowing a kiss."



/b/ Slide fingers across lips in a vertical motion starting from above the upper lip downward across the lower lip.



/p/ Cup fingers and thumb around the lips and then pull them away.



/t/ Place index finger on the philtrum under the nose and just above the upper lip and then pull the finger away.